

# Explanation of Key Trends - Ammonia

## Obligations



Germany has made a commitment under the Gothenburg Protocol to reduce ammonia emissions. Since 2010, it is no longer permissible to exceed a National Emission Ceiling of 550kt NH<sub>3</sub> for Germany as whole. The revised Gothenburg Protocol and the revised NEC Directive both define emission reduction targets relative to a 2005 base year, mandating 5% (2020) and 29% (2030) reductions respectively.

Further details can be found in [Chapter 9 - Projections](#) and [Chapter 11 - Adjustments and Emission Ceiling Exceedance](#).

## Main drivers

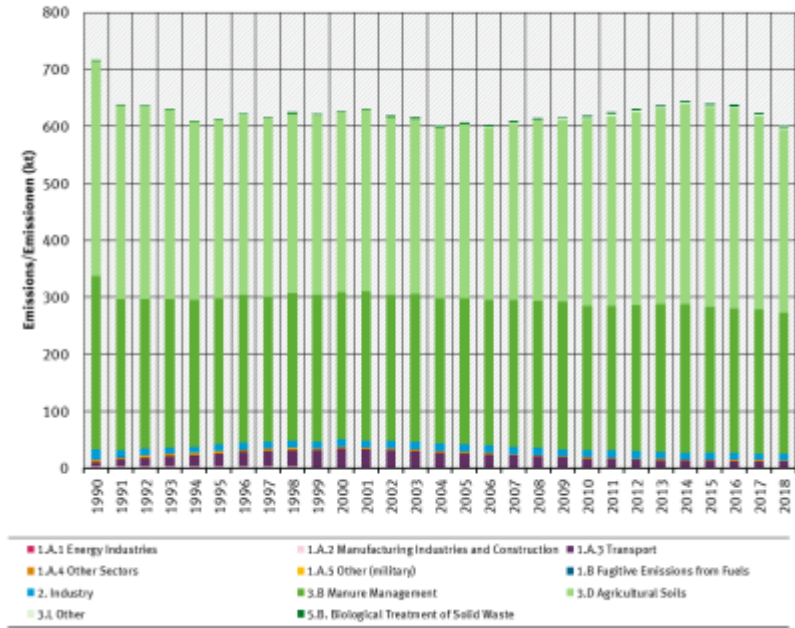
The Main Drivers for NH<sub>3</sub> emissions are agricultural emissions from Manure Management (NFR 4.B) with 42% of total 1990 emissions and a 20% reduction between 1990-2019 and Agricultural Soils (NFR 4.D) with even 53% of total 1990 emissions and a 16% decrease between 1990-2018. The overall emission trend mainly follows the agricultural emissions closely with a total reduction of 18% between 1990 and 2019. The decrease of NH<sub>3</sub> emission in the year 1991 is due to a reduced livestock population that followed after the German reunification, while no explicit trend is discernible for the years up to 2016. Between 2016 and 2019 there is a slight reduction of about 8%, but it has to be seen how stable this trend will be.

### NH<sub>3</sub> Emissions 1990-2019

Total Emissions (kt)														Trend: latest compared to	
1990	1995	2000	2005	2010	2011	2012	2013	2014	2015	2016	2017	2018	2019	1990	last years
3.891	2.341	1.804	1.486	1.361	1.273	1.257	1.212	1.174	1.147	1.142	1.147	1.125	1.121	 -71,2%	

**Ammonia / Ammoniak**

Emissions per Sector / Sektorale Emissionen



Quelle: German Emission Inventory (01.01.2021)

**NH<sub>3</sub> trend by sector**