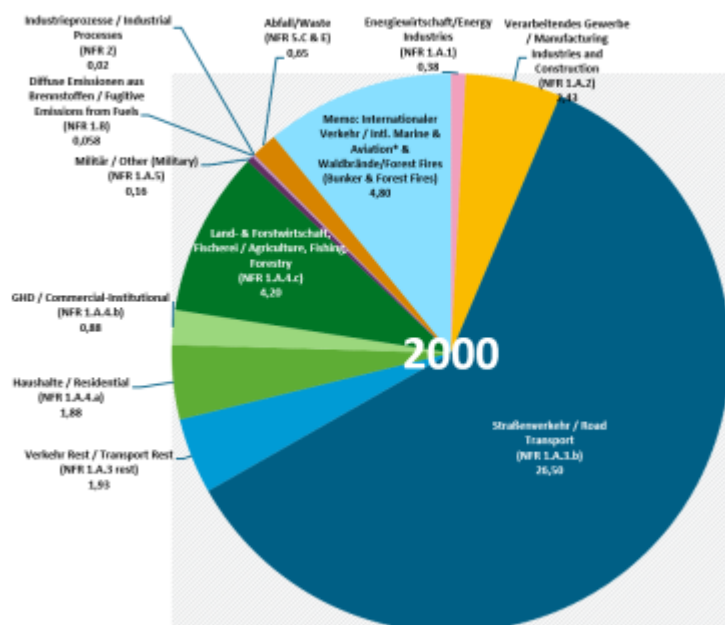


Emission Trends BC

Germany reports Black Carbon (BC) emissions for all years from 2000 onward. The main sources are transport as well as mobile and stationary combustion. Germany uses the EMEP/EEA 2016 Guidebook to estimate BC emissions, augmented by some country specific emission factors, i.e. split factors for the BC portion of PM_{2.5}, in particular in road transport. The following figure provides an overview on the sources and their respective contribution to the German national total.

Black-Carbon-Emissionen in Deutschland / Black Carbon Emissions in Germany

nach detaillierter Quellkategorie / by detailed source category

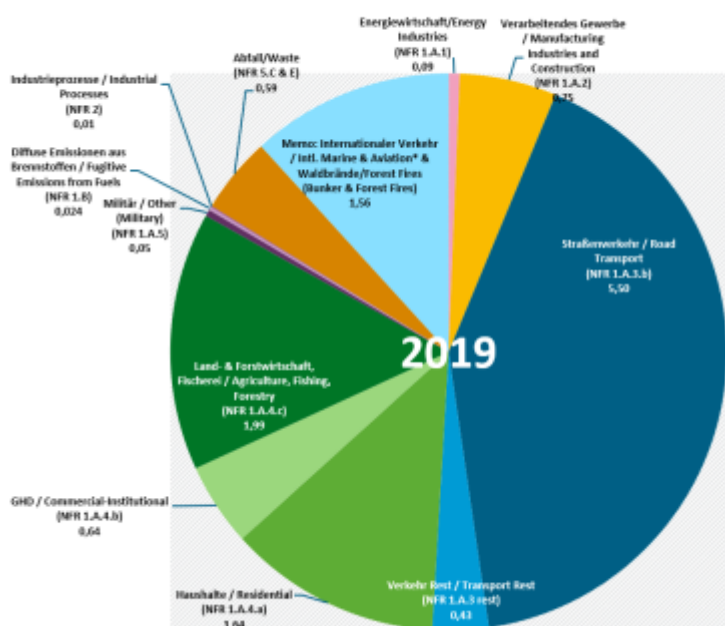


* International Marine & Transport is not included in the National Totals

Quelle: Umweltbundesamt: Nationales Emissionsinventar (08.01.2021)
German Environment Agency: Inventory Database (08.01.2021)

Black-Carbon-Emissionen in Deutschland / Black Carbon Emissions in Germany

nach detaillierter Quellkategorie / by detailed source category



* International Marine & Transport is not included in the National Totals

Quelle: Umweltbundesamt: Nationales Emissionsinventar (08.01.2021)
German Environment Agency: Inventory Database (08.01.2021)

Main drivers

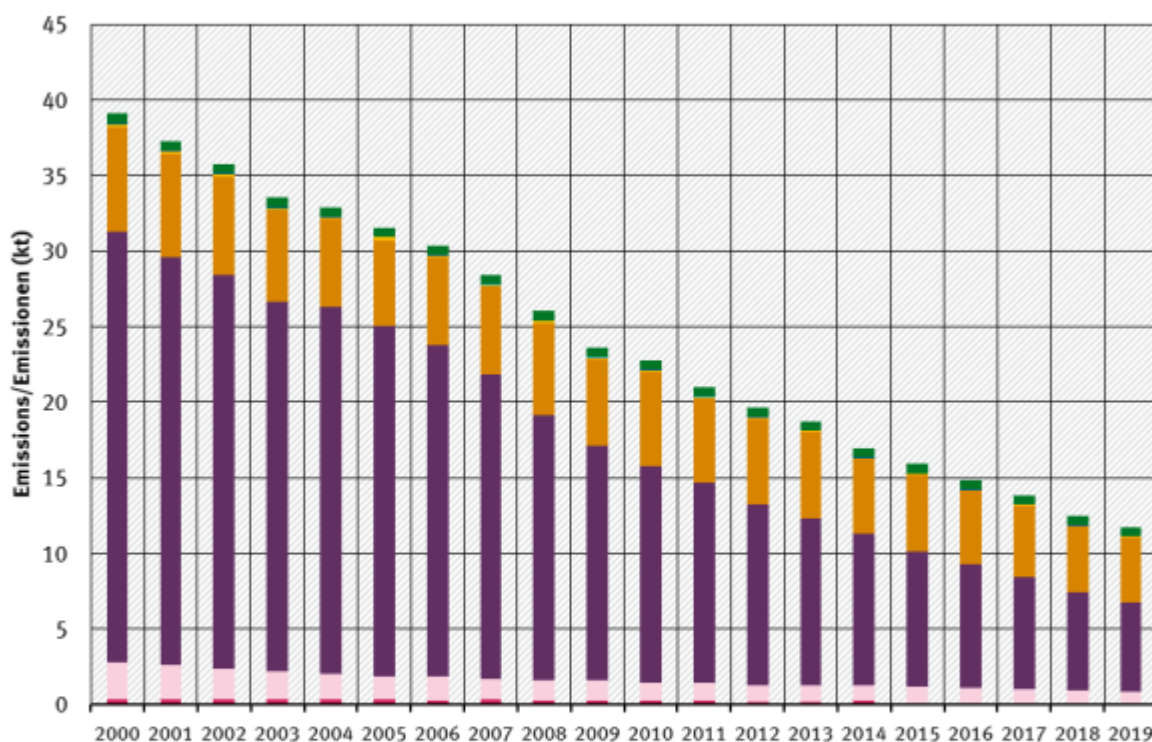
Total Black Carbon emissions dropped by 70.0% between 2000 and 2019. The main drivers are the **transport emissions (NFR 1.A.3)** with 73% of total 2000 emissions, and a 79% reduction between 2000 and 2019. Over the whole time series, 90% of the transport emissions come from **Road Transport (NFR 1.A.3.b)**. The overlying trend towards more diesel cars in the German fleet slowed the decrease in emission over this period (see figure below). 18% of the 2000 total emissions are from **Other Sectors (NFR 1.A.4)**, mostly from residential stationary combustion and mobile sources therein, with a 39% reduction between 2000 and 2019.

Black Carbon Emissions 1990-2019

Total Emissions (kt)												Trend: latest compared to	
2000	2005	2010	2011	2012	2013	2014	2015	2016	2017	2018	2019	1995	last years
39	32	23	21	20	19	17	16	15	14	12	12	↓ -70.0%	↓

Black Carbon (BC)

Emissions per Sector / Sektorale Emissionen



■ 1.A.1 Energy Industries
 ■ 1.A.3 Transport
 ■ 1.A.5 Other (military)
 ■ 2. Industry
 ■ 3. Agriculture

■ 1.A.2 Manufacturing Industries and Construction
 ■ 1.A.4 Other Sectors
 ■ 1.B Fugitive Emissions from Fuels

Black Carbon emissions from 2000 / Black Carbon
 Emissionen erst ab 2000

Quelle: German Emission Inventory (08.01.2021)

BC trend by sector