



# Explanation of Key Trends - Total Suspended Particulate Matter

## Main drivers

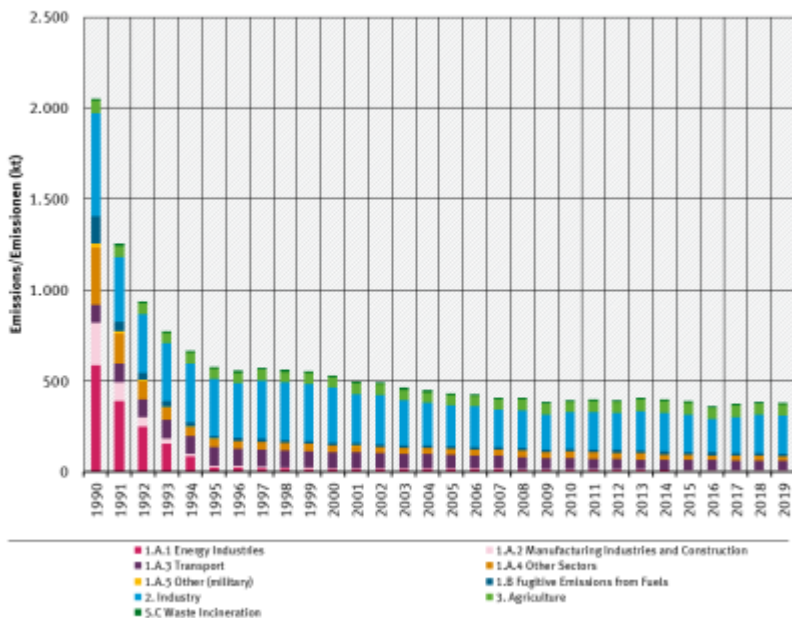
Between 1990 and 2019 the **total TSP emissions** dropped by 81,5%, due to stricter regulations of the Old West Germany that applied to the New German Länder after the German Reunification and realized a change-over from solid to gaseous and liquid fuel, as well as advancements in filter technologies of combustion plants and industrial processes. The Main Drivers for TSP emissions are **Fuel Combustion (NFR 1.A)** with 61% of total 1990 emissions and a 93% reduction between 1990 and 2019 and as a sum the **Industrial Processes (NFR 2)** with 28% of the total 1990 emissions and a 62% reduction between 1990-2019.

### TSP Emissions 1990-2019

Total Emissions (kt)														Trend: latest compared to	
1990	1995	2000	2005	2010	2011	2012	2013	2014	2015	2016	2017	2018	2019	1990	last years
2,051	577	531	431	396	400	396	406	396	388	361	373	384	380	-81.5% 	

#### Total Suspended Particulate Matter / Gesamtstaub (TSP)

##### Emissions per Sector / Sektorale Emissionen



Quelle: German Emission Inventory (08.01.2021)

### TSP trend by sector