

Chapter 3 - NFR 1 - Energy

Energy and heat generation constitute the most important sources of emissions in Germany. This holds true for almost every pollutant (a prominent exception of this rule being ammonia, mainly from agriculture). Consequently, this section will look into the sub-sectors making up the *NFR 1 - Energy* sector with great detail. For overview information on key activity statistics and the basis for fuel based estimates please refer to [Chapter 1.4 - Methods and Data Sources](#).

NFR 1 consists of the following sub-categories:

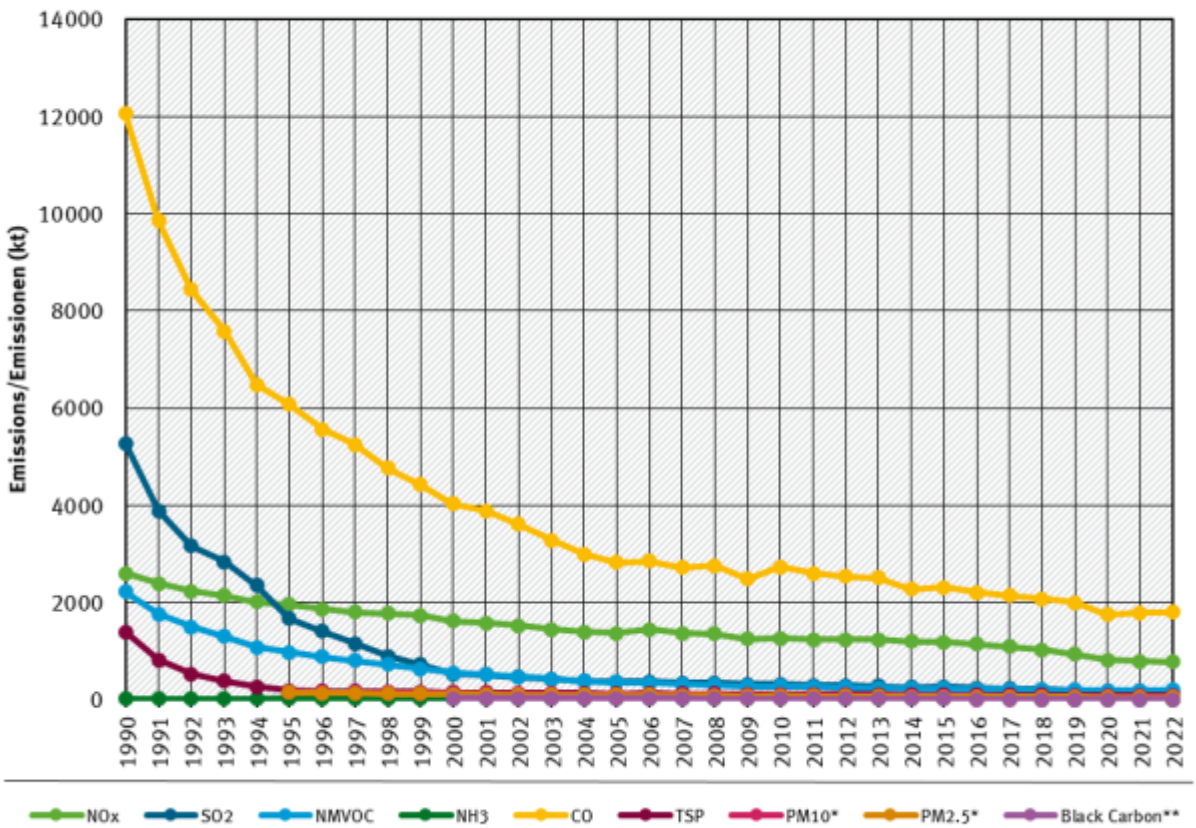
NFR-Code	Name of category
1.A	Fuel Combustion Activities
1.A.1	Energy Industries
1.A.2	Fuel Combustion Activities in Industries and Construction
1.A.3	Transport
1.A.4	Small Combustion
1.A.5	Other (including Military)
1.B	Fugitive Emissions
1.B.1	Solid Fuels
1.B.2.a	Liquid Fuels
1.B.2.b	Gaseous Fuels
1.B.2.c	Flaring
1.B.3	Geothermal Energy

Visual overview

Chart showing emission trends for main pollutants in *NFR 1 - Energy*:

Energy/Energie (NFR 1)

Emissions by pollutant / Emissionen nach Schadstoff



* Base Year for PM = 1995 / Basisjahr für Feinstäube (PM) ist 1995

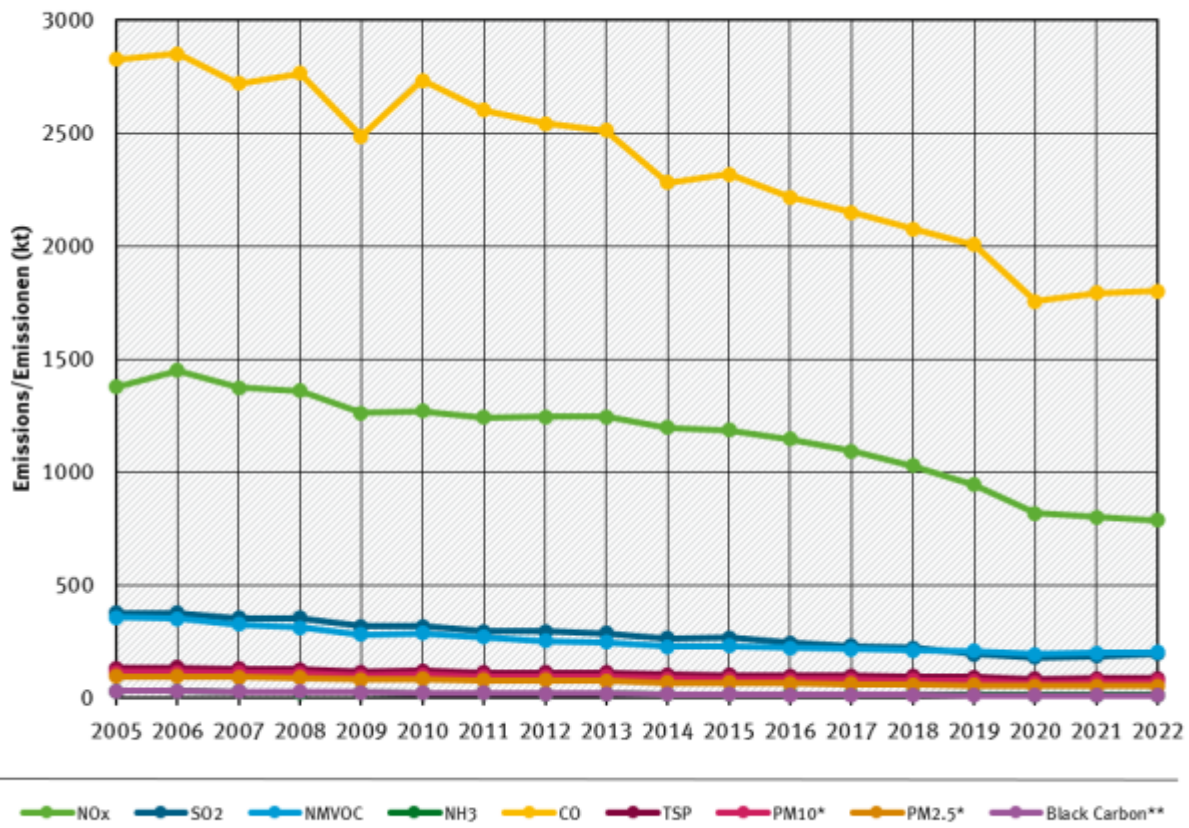
** Black Carbon emissions from 2000 / Black Carbon Emissionen erst ab 2000

Quelle: German Emission Inventory (05.04.2024)

NFR 1 emission trends per category

Energy/Energie (NFR 1)

Emissions by pollutant / Emissionen nach Schadstoff



* Base Year for PM = 1995 / Basisjahr für Feinstäube (PM) ist 1995

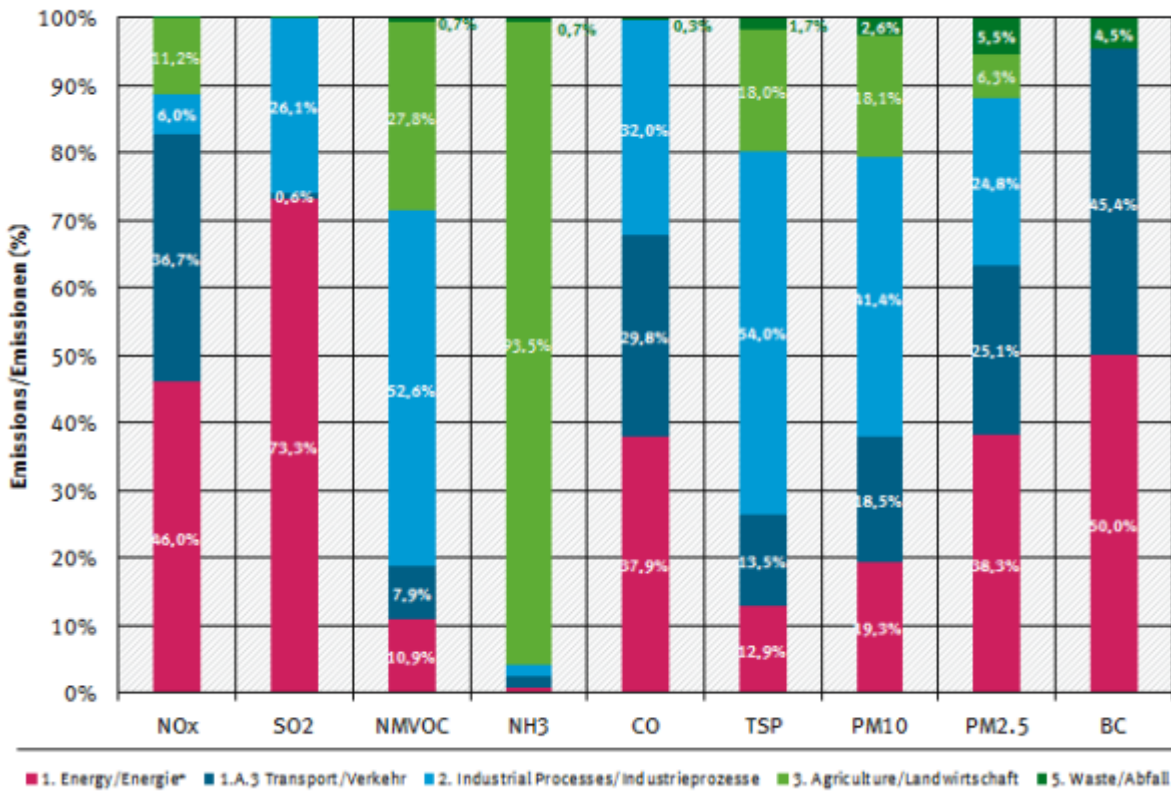
** Black Carbon emissions from 2000 / Black Carbon Emissionen erst ab 2000

Quelle: German Emission Inventory (05.04.2024)

NFR 1 emission trends per category, from 2005

Contribution of NFR categories to the emissions/Anteile der NFR-Kategorien an den Emissionen

2021 percentages per air pollutant / Anteile pro Luftschadstoff



* w/o Transport / ohne Verkehr (1.A.3)

Quelle: German Emission Inventory (15.04.2023)

Contribution of NFR categories to the emissions